

Hour 1

Contents:

- Four tones and numbers 0-10,

yī èr sān sì wǔ liù qī bā jiǔ shí líng
一, 二, 三, 四, 五, 六, 七, 八, 九, 十, 〇

- Courtesy expressions: nǐ hǎo nǐ hǎo xièxiè bùkèqì zàijiàn
你好, 你好, 谢谢, 不客气, 再见

- Family members:

yé yé nǚ nǚ wàigōng wàipó bàba māmā gēgē jiějiě dìdì mèimèi
爷爷, 奶奶, 外公, 外婆, 爸爸, 妈妈, 哥哥, 姐姐, 弟弟, 妹妹,

- Riddle:

shàngbianmáo xiàbianmáo zhōngjiānyīkēhēipútáo yǎnjīng
上边毛, 下边毛, 中间一颗黑葡萄。 → 眼睛

Objectives:

Students will be able to recognize and sound out



- 声母: b, p, m, d, t, n, l, g, k, h, j, q, x, z, s, y, w, sh, zh,
- 韵母: a, ai, ao, an, ang, o, ong, e, ei, i, ia, ie, iu, ian, ing, u,
- The sound of i in si, shi, zhi,
- The target words and riddle.

Activity/ Approx. Time	Objective and Description of the Activity	Materials
Warm-up: tones: 1st : la la la la 2 nd : Yes?Yes? 3 rd :Well, well 4 th : Yes! Yes! 3-5'	Objective: English use tones too. Students make connections by using English words they say to Chinese four tones. Description: the teacher will write the four tones marks on the board or transparency after they listen and say with the teachers of la la, Yes? Well, and Yes! Ask students to match the sound with the tones marks.	Transparency with four tones marks.
Introduce Number 0 to 10 : 1378, 0 10, 5 9, 246 to practice the tones 7'	Objective: To introduce and drill the numbers with correct tones and finger gestures. Description: The teacher hum la, la, la, la in 1 st tone, encourage the students to singing with the teacher; then switch to 1378, and turn on the overhead to show the arabic numerals. The whole class will chant with the teacher. Then switch to Yes? Yes? in the second tone; later the teacher chant 0, 10, and the students chant with the teacher. After a while, break the class into two groups, one chanting 1378, and the other "harmonizing" with 0, 10, after several times,	An overhead projector. A transparency of the Arabic numerals.

Unit Plan Pinyin & Tones


CPI 7/6/2007

Shi, Haihong

	have the two groups switch roles and repeat the assignment. Then 3 rd tone and the 4 th tone practice proceed as before.	
Introduce all the pinyin 8'	Objective: to have a whole picture of all the pinyin Description: they will listen to the teacher and say after the teacher. They will find the equivalent or similar sound from English to make notes on their handout. Divide them into groups of 3 or 4 to practice.	A transparency of the initials and another of the finals. Handouts with all the pinyin for the students
Drill by using the words 5'	Objective: To practice the pronunciation of the expressions Description: first the teacher will show the pictures of the expression, the students say after the teacher. Then show the pinyin and try each out then repeat after the teacher.	Vocabulary cards with picture and pinyin on one side. Handouts w/ picture and pinyin for students.
Guess 5'	Objective: to practice the pronunciation of the words Description: break the class into pairs. Each pair will have a set of words, one draw one first and other will guess what she/he has by saying 3 maximum, if he still can't get the answer the card will be put back in the bottom of the pile. Then another person will draw and the first one will guess. The one who guesses it right will keep that card. Who has the most cards will win. It will be ok for them to look at the other handouts as reference.	Set of cards with pinyin and picture on each one.
The riddle of eyes 5'	Objective: to learn the riddle by sound out it with correctly. Description: the teacher will say it loud and the students will listen to it and then say after the teacher for several times and make sure they can chant it correctly. Then let them solve the riddle.	Handout of the riddle with pinyin, hanzi and English.
Check pronunciation 5'	Objective: To check the students on their pronunciation of the words. Description: The teacher will read the words and students will tell the teacher which one it is by using finger gesture to show the numbers.	10 words in pinyin with number on each transparency.
Homework 2'	Objective: The students will draw a family tree and label each person in the family and what they are saying. For example:  mèimei 	Homework sheet. Teach your parents or sibling what you learned today and let them guess your riddle.

Homework handout for Hour 1

1. The students will draw a family tree and label each person in the family and what they are saying. For example:



2. Teach your parents or sibling what you learned today and let them guess your riddle.

shàngbian máo xiàbian máo zhōngjiān yī kē hēi pú táo yǎn jīng
上边毛，下边毛，中间一颗黑葡萄。→ 眼睛

There is hair on the up side and on the bottom side, there is a black grape between the hair.

Unit Plan Pinyin & Tones

CPI 7/6/2007

Shi, Haihong

Hour 2

Contents:

kè běn shū bǐ jì běn huó yè zhǐ shū bāo bǐ cǎi sè bǐ shū zhuō yǐ zi diàn nǎo hēi bǎn mén dēng
课本, 书, 笔记本, 活页纸, 书包, 笔, 彩色笔, 书桌, 椅子, 电脑, 黑板, 门, 灯,
mén chuāng zǐ jiào shì cān tīng tú shū guǎn lǎo shī bàn gōng shì cè suǒ yǔ yán shí yàn shì
门, 窗子, 教室, 餐厅, 图书馆, 老师办公室, 厕所, 语言实验室

Riddle:

yí duì shuāng bāo tāi zhù zài shān liǎng biān cóng lái bú jiàn miàn jiǎng huà tīng de jiàn
一对双胞胎, 住在山两边, 从来不见面, 讲话听得见。

声母: b, m, d, t, n, l, g, k, h, j, z, c, s, zh, sh, y,

韵母: ai, ao, an, ong, e, ei, en, eng, i, ian, ing, u, uo, uan, ü,

Objectives:

Students will be able to recognize and sound out

- 声母: b, m, d, t, n, l, g, k, h, j, z, c, s, zh, sh, y,
- 韵母: ai, ao, an, ong, e, ei, en, eng, i, ian, ing, u, uo, uan, ü,
- The sound of ü, y
- The target words and riddle.

Activity/ Approx. Time	Objective and Description of the Activity	Materials
Warm-up: tones: 1st : la la la la 2 nd : Yes?Yes? 3 rd :Well, well 4 th : Yes! Yes! 3-5'	Objective: review the four tones. Description: the teacher will say the English word with the 4 tones and the Arabic numerals and the students will tell the tones by saying 1, 2, 3, or 4.	Transparency with four tones marks.
Check homework 5'	Objective: to review what we learned in hour 1. Description: pair up students and let them read loud their hw while the teacher circulates the classroom and mark the homework.	
Review the pinyin 5-7'	Objective: review the pinyin chart. Description: the teacher will say the words and the students will fill in the blanks with initials first and then the finals.	A transparency of all the words. Handouts of the words and riddles.
Introduce the	Objective: To practice the pronunciation of the expressions	Vocabulary

Unit Plan Pinyin & Tones

CPI 7/6/2007

Shi, Haihong

school related expressions 5'	at school setting. Description: first the teacher will show the pictures of the expression, the students say after the teacher. Then show the pinyin and try each out then repeat after the teacher. Break the class into two groups.	cards with picture and pinyin on one side. Handouts w/ picture and pinyin for students.
Guessing 5-8'	Objective: to practice the pronunciation of the words Description: break the class into pairs. Each pair will have a set of words, one draw one first and other will guess what she/he has by saying 3 maximum, if he still can't get the answer the card will be put back in the bottom of the pile. Then another person will draw and the first one will guess. The one who guesses it right will keep that card. Who has the most cards will win. It will be ok for them to look at the other handouts as reference.	Set of cards with pinyin and picture on each one.
The riddle of ears 5'	Objective: to learn the riddle by sound out it with correctly. Description: the teacher will say it loud and the students will listen to it and then say after the teacher for several times and make sure they can chant it correctly. Then let them solve the riddle.	Handout of the riddle with pinyin, hanzi and English.
Check pronunciation 5'	Objective: To check the students on their pronunciation of the words. Description: First the teacher will read the words and students will tell the teacher which one it is by using finger gesture to show the numbers. And the teacher will say the number and call on students randomly to sound out the words one by one.	10 words in pinyin with number on each transparency.
Homework 2'	1. The students will make labels for the items in pinyin. Bring the label to school tomorrow. If you have the same item at home please label them as well. Stick your label on the item. 2. Teach your parents and sibling what you have learned today and let them guess your riddle.	Homework sheet.

Homework handout for Hour 2

1. The students will make labels for the items in pinyin. Bring the label to school tomorrow. If you have the same item at home please label them as well. Stick your label on the item.

Unit Plan Pinyin & Tones

CPI 7/6/2007

Shi, Haihong

2. Teach your parents and sibling what you have learned today and let them guess your riddle.

yí duì shuāng bāo tāi zhù zài shān liǎng biān cóng lái bú jiàn miàn jiǎng huà tīng de jiàn ěr duǒ
一对双胞胎，住在山两边，从来不见面，讲话听得见。 → 耳朵

There is a twin who lives on different sides of a mountain. They can never see each other, but they can hear each other when speaking.

Hour 3

Contents:

Food :

wǒ'èle wǒyàochī chī tūn zǎocān wǔcān wǎncān hàn'bǎo sānmíngzhì rè gǒu miànbāo sè lǎ
 我饿了，我要吃... 吃，吞，早餐，午餐，晚餐，汉堡，三明治，热狗，面包，色拉，
 jīròu jīdàn niúròu zhū ròu yú xiǎ yāzi mǐ fàn miàntiáo jiǎo zi chǎo cài
 鸡肉，鸡蛋，牛肉，猪肉，鱼，虾，鸭子，米饭，面条，饺子，炒菜，

Nursery rhyme:

yī zhī qīng wā yī zhāng zuǐ 一只青蛙，一张嘴， liǎng gè yǎnjīng sì tiáotuí 两个眼睛，四条腿， pū tōng yī shēng tiào xià shuǐ 扑通一声跳下水。	liǎng zhī qīng wā liǎng zhāng zuǐ 两只青蛙，两张嘴， sì gè yǎnjīng bā tiáotuí 四个眼睛，八条腿， pū tōng pū tōng tiào xià shuǐ 扑通扑通跳下水。
--	--

Pinyin:

声母: w, l, y, **ch, z, c, h, b, s, m, zh, j, r, d, n, x, f, t**
 韵母: o, e, ao, i, an, u, un, ing, ou, iu, ui, ü, ia, a, ian, iao, ai

Objectives:

Students will be able to recognize and sound out

- 声母: w, l, y, **ch, z, c, h, b, s, m, zh, j, r, d, n, x, f, t**,
- 韵母: o, e, ao, i, an, u, un, ing, ou, iu, ui, ü, ia, a, ian, iao, ai
- **The target words and the nursery rhyme**

Activity/ Approx. Time	Objective and Description of the Activity	Materials
Warm-up: tones: 1st : la la la la 2 nd : Yes?Yes? 3 rd :Well, well 4 th : Yes! Yes! 3-5'	Objective: review the four tones. Description: the teacher will say the English word with the 4 tones and the Arabic numerals and the students will tell the tones by saying 1, 2, 3, or 4.	Transparency with four tones marks.
Check homework 5'	Objective: to review what we learned in hour 2. Description: pair up students and let them read loud their hw while the teacher circulates the classroom and mark the homework.	
Review the pinyin 5-7'	Objective: review the pinyin Description: the teacher will say the words and the students will fill in the blanks with initials first and then the finals of	A transparency of all the words. Handouts of the

Unit Plan Pinyin & Tones

CPI 7/6/2007

Shi, Haihong

	the school setting expressions and the riddle by two steps.	words and riddles.
Introduce the food expressions and pattern of I am hungry and I want to eat... 5'	Objective: To practice the pronunciation of the food expressions. Description: first the teacher will show the pictures of the expression, the students say after the teacher. Then show the pinyin and try each out then repeat after the teacher. Break the class into two groups to repeat.	Vocabulary cards with picture and pinyin on one side. Handouts w/ picture and pinyin for students.
Guessing 5-8'	Objective: to practice the pronunciation of the words Description: break the class into pairs. Each pair will have a set of words, one draw one first and other will guess what she/he has by saying 3 maximum, if he still can't get the answer the card will be put back in the bottom of the pile. Then another person will draw and the first one will guess. The one who guesses it right will keep that card. Who has the most cards will win. It will be ok for them to look at the other handouts as reference.	Set of cards with pinyin and picture on each one.
The nursery rhyme of frog 5'	Objective: to learn the riddle by sound out it with correctly. Description: the teacher will say it loud and the students will listen to it and then say after the teacher for several times and make sure they can chant it correctly. They will do TPR by pretend that they are frogs.	Handout of the riddle with pinyin, hanzi and English.
Check pronunciation 5'	Objective: To check the students on their pronunciation of the words. Description: First the teacher will read the words and students will tell the teacher which one it is by using finger gesture to show the numbers. And the teacher will say the number and call on students randomly to sound out the words one by one.	10 words in pinyin with number on each transparency.
Homework 2'	1. The students will make labels for the items in pinyin. Bring the label to school tomorrow. If you have the same item at home please label them as well. Stick your label on the item. 2. Teach your parents and sibling what you have learned today at dinner table and teach them the frog by acting out and let them guess who you are.	Homework sheet.

Homework handout for Hour 3

Unit Plan Pinyin & Tones

CPI 7/6/2007

Shi, Haihong

1. The students will make labels for the items in pinyin. Bring the label to school tomorrow. If you have the same item at home please label them as well. Stick your label on the item.
2. Teach your parents and sibling what you have learned today at dinner table and teach them the frog by acting out and let them guess who you are.

Nursery rhyme:

yī zhī qīng wā yī zhāng zuǐ
一只青蛙，一张嘴，

liǎng gè yǎn jīng sì tiáo tuǐ
两个眼睛，四条腿，

pū tōng yī shēng tiào xià shuǐ
扑通一声跳下水。

liǎng zhī qīng wā liǎng zhāng zuǐ
两只青蛙，两张嘴，

sì gè yǎn jīng bā tiáo tuǐ
四个眼睛，八条腿，

pū tōng pū tōng tiào xià shuǐ
扑通扑通跳下水。

One frog, one mouth,
Two eyes, four legs,
Jump into the water "Splash!"

Hour 4Contents:Drinks :

wǒ kě le wǒ yào hē hē shuǐ yǐn liào kā fēi guǒ zhī máng guǒ zhī huáng guǒ zhī píng guǒ zhī kě kǒu kě lè
 我渴了，我要喝... 喝，水，饮料，咖啡，果汁，芒果汁，黄果汁，苹果汁，可口可乐，
 xuě bì bǎi shì kě lè niú nǎi dòu nǎi dòu jiāng
 雪碧，百事可乐，牛奶，豆奶，豆浆

Tongue twister:

xī guā hé dōng guā
 西瓜和冬瓜

dōng mén de dōng guā dà
 东门的冬瓜大。

xī mén zhǒng xī guā
 西门种西瓜，

xī mén de xī guā bú dà
 西门的西瓜不大，

dōng mén zhǒng dōng guā
 东门种冬瓜。

dōng mén de dōng guā bú tián
 东门的冬瓜不甜。

xī mén de xī guā tián
 西门的西瓜甜，

东门的冬瓜不甜。

Pinyin:

声母: b, p, m, f, d, t, n, l, g, k, h, j, x, zh, sh, y, w,

韵母: a, ai, ao, ang, o, ou, ong, e, ei, en, i, iu, ian, iang, in, ing, ua, ui, uo, uang, üe,

Objectives:

Students will be able to recognize and sound out

- 声母: b, p, m, f, d, t, n, l, g, k, h, j, x, zh, sh, y, w,
- 韵母: a, ai, ao, ang, o, ou, ong, e, ei, en, i, iu, ian, iang, in, ing, ua, ui, uo, uang, üe,
- The target words and the tongue twister

Activity/ Approx. Time	Objective and Description of the Activity	Materials
Warm-up: tones: 1st : la la la la 2 nd : Yes?Yes? 3 rd :Well, well 4 th : Yes! Yes! 3-5'	Objective: review the four tones. Description: the teacher will say the English word with the 4 tones and the Arabic numerals and the students will tell the tones by saying 1, 2, 3, or 4.	Transparency with four tones marks.
Check homework 5'	Objective: to review what we learned in the previous hour Description: pair up students and let them read loud their hw while the teacher circulates the classroom and mark the	

Unit Plan Pinyin & Tones

CPI 7/6/2007

Shi, Haihong

	homework.	
Review the pinyin 5-7'	Objective: review the pinyin Description: the teacher will say the words and the students will fill in the blanks with initials first and then the finals of the school setting expressions and the riddle by two steps.	A transparency of all the words. Handouts of the words and tongue twister.
Introduce the drink expressions and pattern of I am thirsty and I want to drink... 5'	Objective: To practice the pronunciation of the food expressions. Description: first the teacher will show the pictures of the expression, the students say after the teacher. Then show the pinyin and try each out then repeat after the teacher. Break the class into two groups to repeat.	Vocabulary cards with picture and pinyin on one side. Handouts w/ picture and pinyin for students.
Guessing 5-8'	Objective: to practice the pronunciation of the words Description: break the class into pairs. Each pair will have a set of words, one draw one first and other will guess what she/he has by saying 3 maximum, if he still can't get the answer the card will be put back in the bottom of the pile. Then another person will draw and the first one will guess. The one who guesses it right will keep that card. Who has the most cards will win. It will be ok for them to look at the other handouts as reference.	Set of cards with pinyin and picture on each one.
The tongue twister: watermelon & winter melon 5'	Objective: to learn the riddle by sound out it with correctly. Description: the teacher will say it loud and the students will listen to it and then say after the teacher for several times and make sure they can chant it correctly.	Handout of the riddle with pinyin, hanzi and English.
Check pronunciation 5'	Objective: To check the students on their pronunciation of the words. Description: First the teacher will read the words and students will tell the teacher which one it is by using finger gesture to show the numbers. And the teacher will say the number and call on students randomly to sound out the words one by one.	10 words in pinyin with number on each transparency.
Homework 2'	1. The students will make labels for the items in pinyin. Bring the label to school tomorrow. If you have the same item at home please label them as well. Stick your label on the item. 2. Teach your parents and sibling what you have learned today at dinner table and teach them the drinks.	Homework sheet.

Homework handout for Hour 4

1. The students will make labels for the items in pinyin. Bring the label to school tomorrow. If you have the same item at home please label them as well. Stick your label on the item.
2. Teach your parents and sibling what you have learned today at dinner table and teach them the drinks.

xī guā hé dōngguā
西瓜和冬瓜

xī mén zhǒng xī guā
西门种西瓜，

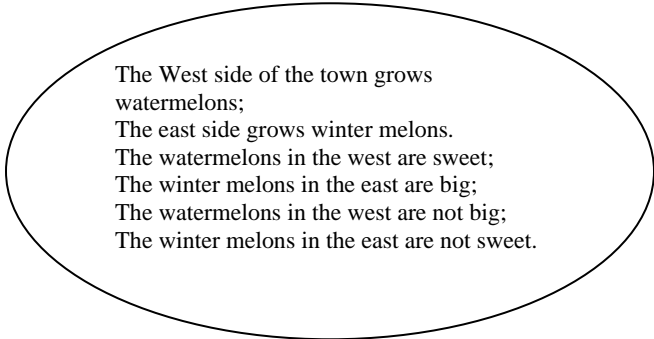
dōngmén zhǒngdōngguā
东门种冬瓜。

xī mén de xī guā tián
西门的西瓜甜，

dōngmén de dōngguā dà
东门的冬瓜大。

xī mén de xī guā bù dà
西门的西瓜不大，

dōngmén de dōngguā bù tián
东门的冬瓜不甜



The West side of the town grows
watermelons;
The east side grows winter melons.
The watermelons in the west are sweet;
The winter melons in the east are big;
The watermelons in the west are not big;
The winter melons in the east are not sweet.

Hour 5

Contents:

fángzi chǔfáng lúzi dāozi chāzi sháozi kuàizi pánzi bēizi cānjīn cānjīnzhǐ cānzhuō
 房子, 厨房, 炉子, 刀子, 叉子, 勺子, 筷子, 盘子, 杯子, 餐巾, 餐巾纸, 餐桌,
 wèishēngjiān kètīng fàntīng qǐ jū shì shūfáng wò shì shā fā chá jī diànshì yīn yuè bīngxiāng xǐ wǎn
 卫生间, 客厅, 饭厅, 起居室, 书房, 卧室, 沙发, 茶几, 电视, 音乐, 冰箱, 洗碗
 jī xī yī jī huāyuán bái yún yùndǒu
 机, 洗衣机, 花园, 白云, 熨斗,

Tongue twister:

jiǎn zi hé chǎn zi jiǎn zi shì jiǎn zi chǎn zi shì chǎn zi jiǎn zi bú shì chǎn zi chǎn zi bú shì jiǎn zi
 剪子和铲子 剪子是剪子, 铲子是铲子。剪子不是铲子, 铲子不是剪子

Pinyin:

声母: b, p, m, f, d, t, l, k, h, j, q, x, z, c, zh, **ch**, sh, y, w,

韵母: a, ao, an, ang, o, i, e, ei, en, eng, ian, in, ing, iang, u, **ua**, uai, uo, uang, ü, üe, **ün**, üan

Objectives:

Students will be able to recognize and sound out

- 声母: b, p, m, f, d, t, l, k, h, j, q, x, z, c, zh, **ch**, sh, y, w,
- 韵母: a, ao, an, ang, o, i, e, ei, en, eng, ian, in, ing, iang, u, **ua**, uai, uo, uang, ü, üe, **ün**, üan
- The target words and the tongue twister

Activity/ Approx. Time	Objective and Description of the Activity	Materials
Warm-up: tones: 1st : la la la la 2 nd : Yes? Yes? 3 rd : Well, well 4 th : Yes! Yes! 3-5'	Objective: review the four tones. Description: the teacher will say the English word with the 4 tones and the Arabic numerals and the students will tell the tones by saying 1, 2, 3, or 4.	Transparency with four tones marks.
Check homework 5'	Objective: to review what we learned in the previous hour Description: pair up students and let them read loud their hw while the teacher circulates the classroom and mark the homework.	
Review the pinyin 5-7'	Objective: review the pinyin Description: the teacher will say the words and the students will fill in the blanks with initials first and then the finals of the school setting expressions and the riddle by two steps.	A transparency of all the words. Handouts of the words and tongue twister.

Unit Plan Pinyin & Tones

CPI 7/6/2007

Shi, Haihong

<p>Introduce the housing expressions 5'</p>	<p>Objective: To practice the pronunciation of the food expressions. Description: first the teacher will show the pictures of the expression, the students say after the teacher. Then show the pinyin and try each out then repeat after the teacher. Break the class into two groups to repeat.</p>	<p>Vocabulary cards with picture and pinyin on one side. Handouts w/ picture and pinyin for students.</p>
<p>Guessing 5-8'</p>	<p>Objective: to practice the pronunciation of the words Description: break the class into pairs. Each pair will have a set of words, one draw one first and other will guess what she/he has by saying 3 maximum, if he still can't get the answer the card will be put back in the bottom of the pile. Then another person will draw and the first one will guess. The one who guesses it right will keep that card. Who has the most cards will win. It will be ok for them to look at the other handouts as reference.</p>	<p>Set of cards with pinyin and picture on each one.</p>
<p>The tongue twister: scissors & shovels 5'</p>	<p>Objective: to learn the riddle by sound out it with correctly. Description: the teacher will say it loud and the students will listen to it and then say after the teacher for several times and make sure they can chant it correctly.</p>	<p>Handout of the riddle with pinyin, hanzi and English.</p>
<p>Check pronunciation 5'</p>	<p>Objective: To check the students on their pronunciation of the words. Description: First the teacher will read the words and students will tell the teacher which one it is by using finger gesture to show the numbers. And the teacher will say the number and call on students randomly to sound out the words one by one.</p>	<p>10 words in pinyin with number on each transparency.</p>
<p>Homework 2'</p>	<ol style="list-style-type: none">1. The students will make labels for the items in pinyin. Bring the label to school tomorrow. If you have the same item at home please label them as well. Stick your label on the item.2. Teach your parents and sibling what you have learned today and label the things at home.	<p>Homework sheet.</p>

Homework handout for Hour 5

1. The students will make labels for the items in pinyin. Bring the label to school tomorrow. If you have the same item at home please label them as well. Stick your label on the item.
2. Teach your parents and sibling what you have learned today and label the things at home.

jiǎn zi hé chǎn zi jiǎn zi shì jiǎn zi chǎn zi shì chǎn zi jiǎn zi bú shì chǎn zi chǎn zi bú shì jiǎn zi
剪子和铲子 剪子是剪子，铲子是铲子。剪子不是铲子，铲子不是剪子

Scissors and shovels

Scissors are scissors. Shovels are shovels.

Scissors are not shovels. Shovels are not scissors.

Handouts:

- Lists of the target words
- Table of the pinyin, initials and finals
- Tongue twisters
- Nursery rhymes
- Riddles