

CPI Lesson Plan Template

Target Students: middle school students high school students

Target Proficiency Level: Novice low

Lesson Topic: Clock Time

Lesson Objectives: Students will learn about clock time









Learning Outcomes: Students will be able to give and ask about clock time

Standards: interpersonal communication interpretive communication presentational communication cultures connections comparisons communities

Designed by: Craig Butler and Chiachyi Chiu

Purpose/Time	Procedure with detailed description and examples/questions	Props/Notes/ Reflections
Setting the stage/ review (5 minutes)	1. Review nationality through modeling and q/a. Listening comprehension quiz. <ul style="list-style-type: none"> • Together as a group • Fill-ins on handout • Questions on content 2. Telephone (pass on the message) <ul style="list-style-type: none"> • Whisper sentence into the next person's ear. • Teachers model one time • Student volunteer do one 	Handout quiz
Comprehensible input (8 minutes)	1. Use a clock: set on the hour, practice in sequence. <ul style="list-style-type: none"> • On the hour: yi dian zhong • On the half hour: yi dian ban • Minutes: yi dian ershi fen; 01-09 fen (use of ling) 2. Teachers model the following dialogue twice. <ul style="list-style-type: none"> • T1: xianzai jidianzhong? • T2: xianzai...(answer) Continue in sequence 3-4 times using clock prop. <ul style="list-style-type: none"> • Divide students into two groups and T1, T2 lead each group to practice telling times. • Give each student a paper clock to practice. T1 and T2 signal students to work in pairs. Refer to classroom clock (real time) occasionally.	Handout #1 Paper clock
	1. Hand out worksheet with both analog and digital times. T call out and have students complete the chart.	Handout #2 worksheet

Handouts #1

ANALOG		DIGITAL
	_____ dian zhong	:
	_____ dian zhong	:
	_____ dian _____	:
	_____ dian _____	:
	_____ dian _____ fen	:
	_____ dian _____ fen	:
	_____ dian _____ fen	:
	_____ dian _____ fen	:

Handouts #2 Student Poll

mingzi	wake up time	bedtime

--	--	--

Handouts #3 Information gap exercise

Xiao Zhong's class schedule						
	一	二	三	四	五	六
start	9:00		11:00			7:30
end		10:30		2:50		

Xiao Zhong's class schedule						
	一	二	三	四	五	六
start		9:45		2:00		
end	9:50		12:15			9:00

Handouts #4 Homework

HOMEWORK		
Part 1. Draw three times on the clock face that match the Pinyin cues, complete the middle column, and provide the digital time at right. Be ready to show and tell tomorrow in class.		
○	_____ dian zhong	:
○	_____ dian ban	:
○	_____ dian _____ fen	:
Part 2. Listen to the mp3 file (“time”) and write the time in digital form for the three sentences you hear. Just listen for the time; don’t worry if you don’t understand some of the other words.		
1.	2.	3.
Part 3. Try playing with your computer clock and practicing giving the time in Mandarin. What can you say?		
a. X o’clock (e.g., 2:00) *careful: remember to say “li2ng dian zhong” and not “7r dian zhong”		
b. half past X (e.g., 3:30)		
c. X o’clock plus minutes (e.g., 4:15)		

HOMEWORK

mingzi _____

Part 1. Draw three times on the clock face that match the *Pinyin* cues, complete the middle column, and provide the digital time at right. Be ready to show and tell tomorrow in class. The last one is for you to make up yourself.

○	_____ di2n zh8ng	:
○	_____ di2n b3n	:
○	_____ di2n _____ f4n	:
○		:

月	3	月	月	月	月	月	月	月
九		九	九	九	九	九	九	九
号	3	号	号	号	号	号	号	号
你	1	你	你	你	你	你	你	你
我	1	我	我	我	我	我	我	我
好	1	好	好	好	好	好	好	好